

U-SEAL™ / Z-SEAL™ Casing Seals

For Cased Crossings




T.D. Williamson

Bulletin No: 5210.001.01

Version: 06.2014

Cross Indexing No: n/a

Supersedes: 1100.007.00 (04.2010)



■ U-SEAL™ Casing Seal



■ Z-SEAL™ Casing Seal

Description

The U-SEAL™ Casing Seal allows maximum flexibility for carrier pipe movement and concentric installations. The seal is held firmly in place by stainless steel bands and clamps. It comes in sizes 2" (50 mm) and larger.

The Z-SEAL™ Casing Seal is a thick, heavy-duty casing seal for installations where an extra rugged seal is desired.

Stainless steel bands hold the seal firmly in place. Z-SEAL Casing Seals come in sizes 2" (50 mm) and larger.

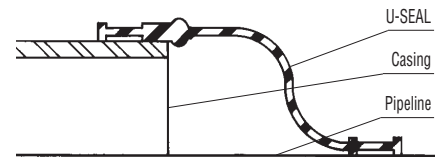

Features

The flexible U-SEAL is designed for unique installations and maintains its seal regardless of the pipe position in relation to the casing. Two stainless-steel bands with adjustable double-end clamps hold the U-SEAL firmly in place. A screwdriver is the only tool needed for installation. The U-SEAL will withstand temperatures to 235°F (112°C).

The Z-SEAL is designed for installations where an extra-rugged seal is required. It is designed for use on pipe that is centered at the casing ends. A screwdriver is the only tool needed to tighten the stainless-steel bands and there are extra points for tightening on the larger sizes. The Z-SEAL will withstand temperatures to 235°F (112°C).


Typical Applications

U-SEAL™ Casing Seal



The U-SEAL can be installed two ways. The top drawing shows the "U" shape which provides for ample flexibility. It can also be installed with the shorter band on the outside.

Z-SEAL™ Casing Seal



The heavy-duty Z-SEAL will withstand the weight of backfill earth. No shield is required.

ISO 9001 Certified

U-SEAL™ Casing Seal For Cased Crossings

U-1 SEAL

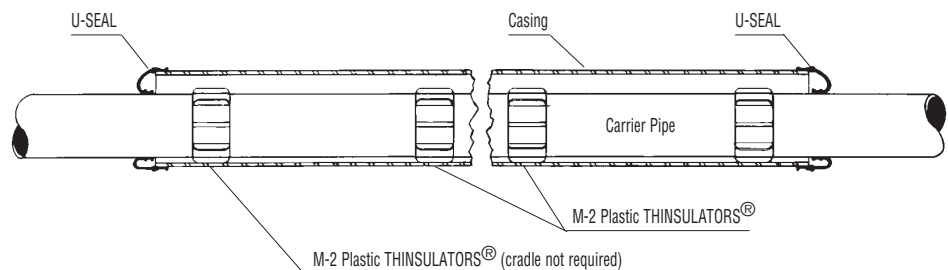
Pipe Casing Size		Weight		Part Number
Inches	mm	Lbs.	Kg.	
2 x 4	50 x 100	3/4	0.3	10-0093-0001
3 x 6	80 x 150	1-1/4	0.6	10-0093-0003
4 x 6	100 x 150	1	0.5	10-0093-0010

U-2 SEAL

Pipe Casing Size		Weight		Part Number
Inches	mm	Lbs.	Kg.	
2 x 6	50 x 150	1-1/4	0.6	10-0093-0002
4 x 8	100 x 200	1-1/2	0.7	10-0093-0004
6 x 10	150 x 250	1-3/4	0.8	10-0093-0005
8 x 12	200 x 300	2-1/4	1.0	10-0093-0006
10 x 14	250 x 350	2-1/4	1.0	10-0093-0007
12 x 16	300 x 400	2-1/2	1.1	10-0093-0008

U-3 SEAL

Pipe Casing Size		Weight		Part Number
Inches	mm	Lbs.	Kg.	
4 x 10	100 x 250	2	0.9	10-0093-0011
6 x 12	150 x 300	2-1/2	1.1	10-0093-0013





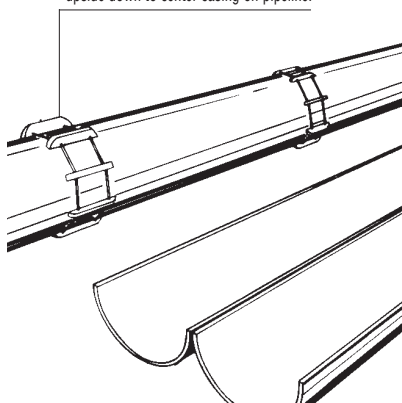
Z-SEAL™ Casing Seal For Cased Crossings

Spliced Z-SEALS are installed on existing cased crossings or when installing split casings on lines in service.

NOTE: U-SEALS are not available in split design.

Insulators

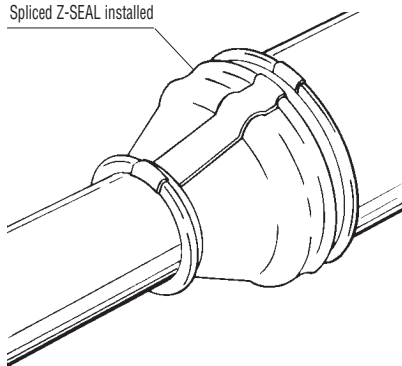
End and alternate insulators are installed upside down to center casing on pipeline.



Interrupted torch-cut forms a "hinge" to make lineup easy for welding around the pipe.

Installation Completed

Spliced Z-SEAL installed



Z-1 SEAL

Pipe Casing Size		Weight		Part Number
Inches	mm	Lbs.	Kg.	
2 x 4	50 x 100	2-1/2	1.1	10-0010-0001
4 x 6	100 x 150	3-1/2	1.6	10-0010-0004
6 x 8	150 x 200	4-1/4	1.9	10-0010-0006
8 x 10	200 x 250	10	4.5	10-0012-0006
10 x 12	250 x 300	11	5.0	10-0012-0007

Z-2 SEAL

Pipe Casing Size		Weight		Part Number
Inches	mm	Lbs.	Kg.	
3 x 6	80 x 150	4	1.8	10-0010-0003
4 x 8	100 x 200	4-3/4	2.2	10-0010-0005
6 x 10	150 x 250	6	2.7	10-0010-0007
8 x 12	200 x 300	7-1/2	3.4	10-0010-0008
10 x 14	250 x 350	7-1/2	3.4	10-0010-0009
12 x 16	300 x 400	8-1/2	3.9	10-0010-0010
14 x 18	350 x 450	11-1/2	5.2	10-0194-1418
16 x 20	400 x 500	12	5.4	10-0194-1620
18 x 22	450 x 550	13	5.9	10-0194-1822
20 x 24	500 x 600	12-1/2	5.7	10-0194-2024
22 x 26	550 x 650	17-3/4	8.1	10-0194-2226
24 x 28	600 x 700	18-3/4	8.5	10-0194-2428
26 x 30	650 x 750	19-3/4	9.0	10-0194-2630
28 x 32	700 x 800	21-1/4	9.6	10-0194-2832
30 x 34	750 x 850	22-3/4	10.3	10-0194-3034
32 x 36	800 x 900	24-3/4	11.2	10-0194-3236
34 x 38	850 x 950	26-1/4	11.9	10-0194-3438
36 x 40	900 x 1000	27-3/4	12.6	10-0194-3640



Z-SEAL™ Casing Seal For Cased Crossings

Z-3 SEAL

Pipe Casing Size		Weight		Part Number
Inches	mm	Lbs.	Kg.	
2 x 6	50 x 150	4-1/2	2.0	10-0010-0002
3 x 8	80 x 200	5-1/4	2.4	10-0003-0006
6 x 12	150 x 300	9-1/2	4.3	10-0003-0002
8 x 14	200 x 350	10	4.5	10-0003-0003
10 x 16	250 x 400	11	5.0	10-0003-0004
12 x 18	300 x 450	12-1/4	5.6	10-0194-1218
14 x 20	350 x 500	11-1/2	5.2	10-0194-1420
16 x 22	400 x 550	12-3/4	5.8	10-0194-1622
18 x 24	450 x 600	14-1/4	6.5	10-0194-1824
20 x 26	500 x 650	15-1/4	6.9	10-0194-2026
22 x 28	550 x 700	17-1/4	7.8	10-0194-2228
24 x 30	600 x 750	18-1/2	8.4	10-0194-2430
26 x 32	650 x 800	19-3/4	9.0	10-0194-2632
28 x 34	700 x 850	21	9.5	10-0194-2834
30 x 36	750 x 900	22-1/4	10.1	10-0194-3036
32 x 38	800 x 950	21-1/2	9.8	10-0194-3238
34 x 40	850 x 1000	23	10.4	10-0194-3440
36 x 42	900 x 1050	24-1/2	11.1	10-0194-3642

Z-4 SEAL

Pipe Casing Size		Weight		Part Number
Inches	mm	Lbs.	Kg.	
3 x 10	80 x 250	12	5.4	10-0149-0002
4 x 12	100 x 300	15	6.8	10-0149-0003
6 x 14	150 x 350	16-1/2	7.5	10-0149-0004
8 x 16	200 x 400	19-1/2	8.9	10-0149-0005
10 x 18	250 x 450	13-1/4	6.0	10-0194-1018
12 x 20	300 x 500	26	11.8	10-0194-1220
14 x 22	350 x 550	16-1/2	7.5	10-0194-1422
16 x 24	400 x 600	18	8.2	10-0194-1624
18 x 26	450 x 650	19-1/2	8.9	10-0194-1826
20 x 28	500 x 700	21-1/4	9.6	10-0194-2028
22 x 30	550 x 750	22-3/4	10.3	10-0194-2230
24 x 32	600 x 800	24-1/2	11.1	10-0194-2432
26 x 34	650 x 850	26	11.8	10-0194-2634
28 x 36	700 x 900	27-3/4	12.6	10-0194-2836
30 x 38	750 x 950	29-1/2	13.4	10-0194-3038
32 x 40	800 x 1000	31	14.1	10-0194-3240
34 x 42	850 x 1050	32-1/2	14.8	10-0194-3442
36 x 44	900 x 1100	35-1/2	16.1	10-0194-3644