



# Insulators & Casing Cradles

## Sizes up to 42-inch



T.D. Williamson, Inc.

Bulletin No: 5210.003.01

Date: April 2009

Cross Indexing No: n/a

Supersedes: 5210.003.00 (02/99)



■ Concentric Support Insulator

### Description

Standard Centering Cradles are used to center the pipe in the end of the casing, making it easy to install TDW Z-SEAL™ Casing Seal. The cradles also carry the weight of backfill dirt and insulate the pipe from the casing. They are recommended for use with TDW Concentric Support Insulators. Nonconcentric 3-Way Cradles restrain pipe in all directions. They are used with U-SEAL™ Casing Seals.

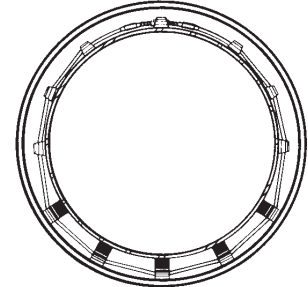
### Features

Concentric Support Insulators feature larger support runners at the bottom to center the pipe inside the casing.

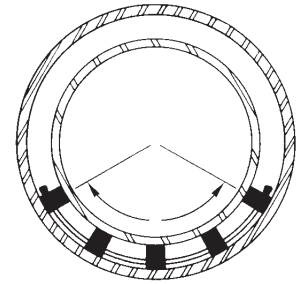
Ample clearance is allowed by the smaller runners to permit free movement into the casing. Cables and runners are nonconductive. This insulator is easily installed using either a speed wrench or ratchet.

### ■ Typical Applications (end views)

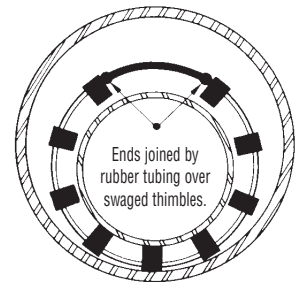
#### ■ Concentric Support Insulator



#### ■ Standard Centering Cradle



#### ■ 3-Way Cradle



Note: 3-Way Cradles cannot be secured to pipeline and should not be used as a substitute for insulators.

Patented in the United States and in foreign countries.  
ISO 9001 Certified

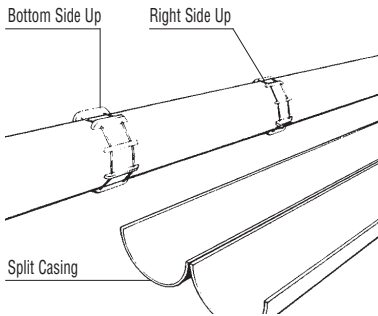
Toll Free

**1-888-TDWmSon (839-6766)**

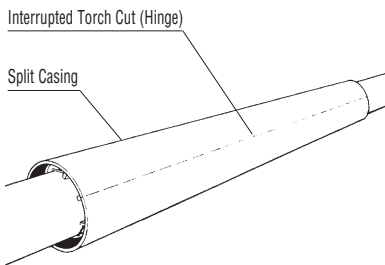


# Pipeline Insulators & Casing Cradles

## Concentric Support Insulators in Service



1. Alternate insulators are installed upside down.



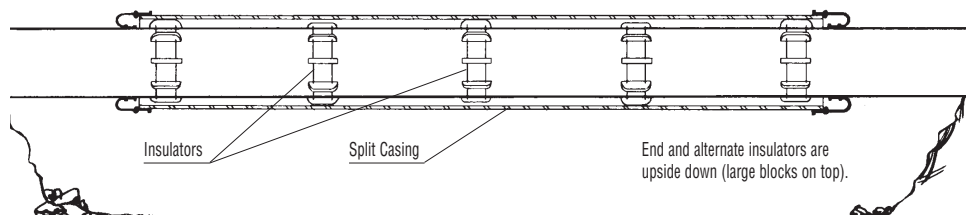
2. Casing centered on pipeline. Note that the "hinge" on one side simplifies the casing lineup.

## Concentric Support Insulators

Pipe Casing Size		Part Number	Weight		Carrier Pipe OD*		Min. Casing ID*	
Inches	mm		Lbs.	Kg.	Inches	mm	Inches	mm
2 x 6	50 x 150	11-0019-0001	2-1/4	1.0	2-1/2	64	6	152
3 x 6	80 x 150	11-0003-0001	1-1/2	0.7	3-5/8	92	6	152
4 x 8	100 x 200	11-0004-0001	2-3/4	1.2	4-5/8	117	8	203
4 x 10	100 x 250	11-0020-0001	3-3/4	1.7	4-5/8	117	10	254
6 x 10	150 x 250	11-0005-0001	2-3/4	1.2	6-7/8	175	10	254
6 x 12	150 x 300	11-0021-0001	5-1/2	2.5	6-7/8	175	12	305
8 x 12	200 x 300	11-0006-0001	3-1/2	1.6	8-7/8	225	12	305
8 x 14	200 x 350	11-0015-0001	4-1/4	1.9	8-7/8	225	13-1/4	337
10 x 14	250 x 350	11-0001-0001	2-1/4	1.0	11	279	13-1/4	337
10 x 16	250 x 400	11-0016-0001	5-1/4	2.4	11	279	15-1/4	387
12 x 16	300 x 400	11-0002-0001	2-1/2	1.1	13	330	15-1/4	387
12 x 18	300 x 450	11-0017-0001	5-3/4	2.6	13	330	17-1/4	438
14 x 18	350 x 450	11-0007-0001	4	1.8	14-1/4	362	17-1/4	438
14 x 20	350 x 500	11-0022-0001	7-3/4	3.5	14-1/4	362	19-1/4	489
16 x 20	400 x 500	11-0008-0001	4-1/4	1.9	16-1/4	413	19-1/4	489
16 x 22	400 x 550	11-0023-0001	8	3.6	16-1/4	413	21-1/4	540
18 x 22	450 x 550	11-0009-0001	4-3/4	2.2	18-1/4	464	21-1/4	540
18 x 24	450 x 600	11-0024-0001	9-1/2	4.3	18-1/4	464	23-1/4	591
20 x 24	500 x 600	11-0010-0001	5-1/2	2.5	20-1/4	514	23-1/4	591
20 x 26	500 x 650	11-0025-0001	9-1/2	4.3	20-1/4	514	25-1/4	641
22 x 26	550 x 650	11-0011-0001	5-3/4	2.6	22-1/4	565	25-1/4	641
22 x 28	550 x 700	11-0026-0001	10	4.5	22-1/4	565	27-1/4	692
24 x 28	600 x 700	11-0012-0001	5-3/4	2.6	24-1/4	616	27-1/4	692
24 x 30	600 x 750	11-0027-0001	11-3/4	5.3	24-1/4	616	29-1/4	743
26 x 30	650 x 750	11-0013-0001	7	3.2	26-1/4	667	29-1/4	743
26 x 31	650 x 780	11-0018-0001	7	3.2	26-1/4	667	30-1/4	768
26 x 32	650 x 800	11-0028-0001	11-1/2	5.2	26-1/4	667	31-1/4	794
28 x 34	700 x 850	11-0029-0001	11-3/4	5.3	28-1/4	718	33-1/4	845
30 x 34	750 x 850	11-0014-0001	7	3.2	30-1/4	768	33-1/4	845
30 x 36	750 x 900	11-0030-0001	12	5.4	30-1/4	768	35-1/4	895
34 x 40	850 x 1000	11-0031-0001	12-1/4	5.6	34-1/4	870	39-1/4	997
36 x 42	900 x 1050	11-0032-0001	12-1/2	5.7	36-1/4	921	41-1/4	1048

\*Subject to normal pipe tolerances.

## Cutaway Side View





# Pipeline Insulators & Casing Cradles

## Casing Cradles

Pipe Casing Size		Standard Centering	Weight		3-Way Cradle	Weight	
Inches	mm	Cradle Part Number	Lbs.	Kg.	Part Number	Lbs.	Kg.
2 x 6	50 x 150	11-0537-0001	1-1/4	0.6	--	--	--
3 x 6	80 x 150	11-0535-0003	1-1/4	0.6	11-0323-0001	2	0.9
3 x 8	80 x 150	--	--	--	11-0456-0001	2-1/2	1.1
4 x 6	100 x 150	11-0534-0005	1/2	0.2	--	--	--
4 x 8	100 x 200	11-0537-0003	1-3/4	0.8	11-0096-0002	2-1/2	1.1
4 x 10	100 x 250	11-0539-0003	3-1/2	1.6	11-0097-0001	3-3/4	1.7
6 x 8	150 x 200	11-0534-0007	1/2	0.2	--	--	--
6 x 10	150 x 250	11-0537-0005	1-3/4	0.8	11-0098-0002	3	1.4
6 x 12	150 x 300	11-0539-0005	3-1/2	1.6	11-0099-0001	5	2.3
8 x 10	200 x 250	11-0534-0009	3/4	0.3	--	--	--
8 x 12	200 x 300	11-0537-0006	2-1/4	1.0	11-0100-0001	3	1.4
8 x 14	200 x 350	11-0538-0007	3	1.4	11-0101-0001	5	2.3
10 x 12	250 x 300	11-0534-0011	3/4	0.3	--	--	--
10 x 14	250 x 350	11-0536-0010	2	0.9	11-0102-0001	1-3/4	0.8
10 x 16	250 x 400	11-0538-0008	3	1.4	11-0103-0001	5	2.3
12 x 16	300 x 400	11-0536-0011	2-1/2	1.1	11-0104-0001	2	0.9
12 x 18	300 x 450	11-0538-0009	3-3/4	1.7	11-0105-0001	5-1/2	2.5
14 x 18	350 x 450	11-0537-0009	2-3/4	1.2	11-0106-0001	3-3/4	1.7
14 x 20	350 x 500	11-0539-0009	5-3/4	2.6	11-0107-0001	6-3/4	3.1
16 x 20	400 x 500	11-0537-0010	2-3/4	1.2	11-0108-0001	4	1.8
16 x 22	400 x 550	11-0539-0010	5-3/4	2.6	11-0109-0001	7-1/2	3.4
18 x 22	450 x 550	11-0537-0011	3-1/4	1.5	11-0110-0001	5	2.3
18 x 24	450 x 600	11-0539-0011	7	3.2	11-0111-0001	8-1/4	3.7
20 x 24	500 x 600	11-0537-0012	3-1/4	1.5	11-0112-0001	5	2.3
20 x 26	500 x 650	11-0539-0012	7	3.2	11-0113-0001	9	4.1
22 x 26	550 x 650	11-0537-0013	4	1.8	11-0114-0001	5-1/2	2.5
22 x 28	550 x 700	11-0539-0013	8	3.6	11-0115-0001	7-1/2	3.4
24 x 28	600 x 700	11-0537-0014	4-1/2	2.0	11-0116-0001	5-1/2	2.5
24 x 30	600 x 750	11-0539-0013	8	3.6	11-0117-0001	10	4.5
26 x 30	650 x 750	11-0537-0015	4-1/2	2.0	11-0118-0001	6-1/4	2.8
26 x 32	650 x 800	11-0539-0014	8	3.6	11-0119-0001	11-1/4	5.1
30 x 34	750 x 850	11-0537-0016	4-1/2	2.0	11-0120-0001	7	3.2
30 x 36	750 x 900	11-0539-0015	8-1/4	3.7	11-0121-0001	12-3/4	5.8
32 x 36	800 x 900	11-0537-0017	5	2.3	11-0492-0001	7-1/2	3.4
32 x 38	800 x 950	11-0539-0016	9-1/4	4.2	--	--	--
34 x 38	850 x 950	11-0537-0018	5-1/2	2.5	--	--	--
34 x 40	850 x 1000	11-0539-0016	9-1/4	4.2	--	--	--
36 x 40	900 x 1000	11-0537-0019	15-1/2	7.0	--	--	--
36 x 42	900 x 1050	11-0539-0017	10-1/4	4.7	--	--	--



**T.D. Williamson, Inc.**

5210.003.01- p4